

Tags

- [Introduction to Tags](#)
- [Creating, Editing, Deleting Tags](#)
- [Assigning Tags](#)

Introduction to Tags

Tags are symbols with custom icons, colors, and labels that staff can apply to any athlete. Tags are the primary method for a program to categorize athletes

This feature operates at the program level, meaning that a coach can create, apply, and view tags exclusively for their college. There are 2 different types of tags available -- **Primary** tags and **Secondary** tags.



Primary Tags are displayed as large icons without labels on an athlete card.

Each program can have a maximum of 6 Primary tags. The default set of icons is Heart, Diamond, Spade, Club, Star which can be edited at any time.



Each program may create up to 6 Primary tags. Primary tags are larger and do not display a label.

The standard tags: Heart, Diamond, Club, Spade, Star from 2023 will be automatically converted to Primary tags.

Secondary Tags are smaller and can contain labels.

Each program may create unlimited secondary tags.



Categories from 2023 will be automatically converted to Secondary tags.

Any staff member can:

- Create a Tag
- Update a Tag
- Delete a Tag
- Tag athletes with multiple tags
- Apply several Tags to an athlete in bulk from the search results page

Athletes never see the tags you have given them.

Creating, Editing, Deleting Tags

To Create, Edit, or Delete a tag, click [Settings > Tags](#)

How to make Primary and Secondary Tags

<https://www.youtube.com/embed/HHnvwgS0AmQ>

How to Edit Tags

<https://www.youtube.com/embed/VTUHqkvtm6w>

How to Delete Tags

<https://www.youtube.com/embed/FIIGhSyHYLw>

Manage Tags

+ Create New Tag

Primary Tags Secondary Tags


Primary Tags


=	♥	Top Priority	Watch every time, possible offer	⋮
=	♦	Starter	Could start for us now	⋮
=	♠	Top in Class	Might go higher than us	⋮
=	♣	Maybe	Watch development	⋮
=	★	Head Coach	Have head coach make final assessment	⋮

To create a new tag, click the + Create Tag button.

+ Create New Tag

To edit an existing Tag, roll over the tag, or click the options menu to the right of the tag and select "Edit"

 Edit

 Delete

Edit Tag



Type

☐ Secondary Tag ☒ Primary Tag

Preview



Top Priority

16 characters max

Watch every time, possible offer

60 characters max

Color



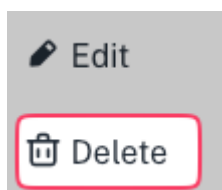
Icon



When editing a tag, you can:

- Make it Primary or Secondary
- Give it a label and a description (Primary tags don't display the label)
- Choose a color
- Choose an icon

To delete an existing Tag, roll over the tag, or click the options menu to the right of the tag and select "Edit", then confirm deletion.





Warning. Deleting a tag is not reversible. It will be removed from every athlete that contains that tag.

Assigning Tags

You can assign or remove a tag any time you see an Athlete.






How to Assign Primary and Secondary Tags to an Athlete:

<https://www.youtube.com/embed/eow2SpJJlDA>





2025 OH 5'08" IA 3.0  

8 Adams, Ava
Iowa Girls U17 Black

Great athlete. Parents are alums.
Pursue.

Overall **A** Recruit     

+ Tags

Notes (2)

Ratings (2)

Boards (0)

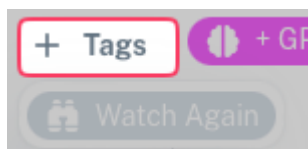
Tasks (2)

To assign or remove a Primary tag, click the icon.

Assigned Primary tags are full color. Unassigned Primary tags are dim.



To assign Secondary tag, click the + *Tags* button and choose any available tags.



To remove a Secondary tag, click the delete button (x) on the far right of the pill.

