



Assigning Tags

You can assign or remove a tag any time you see an Athlete.






How to Assign Primary and Secondary Tags to an Athlete:





<https://www.youtube.com/embed/eow2SpjJlDA>

2025 OH 5'08" IA 3.0  

8 Adams, Ava
Iowa Girls U17 Black

Great athlete. Parents are alums.
Pursue.

Overall **A** Recruit     

+ Tags    

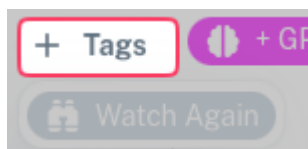
Notes (2) Ratings (2) Boards (0) Tasks (2)

To assign or remove a Primary tag, click the icon.

Assigned Primary tags are full color. Unassigned Primary tags are dim.



To assign Secondary tag, click the + *Tags* button and choose any available tags.



To remove a Secondary tag, click the delete button (x) on the far right of the pill.



Revision #11

Created 25 December 2023 20:56:58 by Admin

Updated 6 January 2024 21:22:06 by Admin