

# Boards

*Boards* are a great way to visually organize information with drag and drop ordering.

*Boards* have *Sections* (columns) and each *Section* can have one or more *Dividers*.

<https://www.youtube.com/embed/XPcoFTmS0m4>

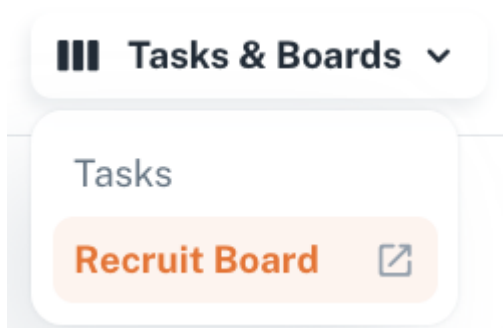
You can use *Boards* to organize your recruits.

*Sections* and *Dividers* can have filters that only allow athlete with certain positions, tags, grad year, ratings ...

For instance, you could make a **Top Recruits** board. Each *Section* could be a position, and each *Divider* could be a grad year. Or, each *section* could be a grad year, and each *divider* could be a position. You can drag athletes within *Dividers* to order them.

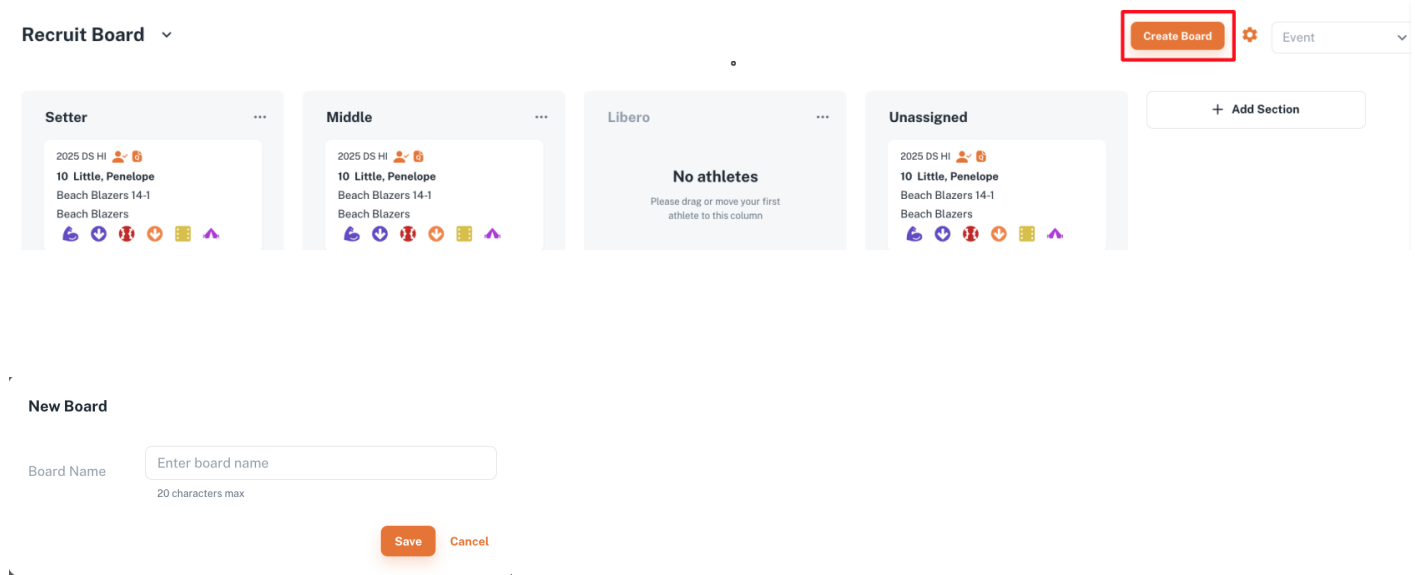
You could make a **2026** board. Each *Section* could be an area of the country and each *divider* could be a level like Offer, Next up, Walk On. Or, each *Section* or *Divider* could be filtered to a certain *Tag*, or an *Overall Rating*.

You can open a board by clicking at its name in the *Tasks & Boards* menu. You can also open a board in a new browser tab by selecting the *Open Window* icon.



<https://www.youtube.com/embed/scFzY4PMO-U>

To create a new *Board* click *Create Board* in the top right corner, and enter its name in the modal.



## Working with *Sections*

You can edit the name of every section, add new sections to the board (up to 5 per board), and delete the existing sections.

### Edit "Middle" Section

☒ Split Athletes with Section Dividers

If you select to Split Athletes with Section Dividers, the athlete cards will be visually separated corresponding due to the filter, set up for the divider. For every section you can set up dividers. There are no specific default filters, so that the only one is called everything else.

To set up a filter for dividers, click the +1 button, and then "+Filter" button. Enter the name for the divider, select the parameter (tag, graduation year, position, or note), and save the changes. The athlete cards corresponding to the chosen parameters will be visually separated from the others in the section.

## Edit "Middle" Section

☒ Split Athletes with Section Dividers

Section Dividers

+1

=

Divider Title \*

▼

+ Filter

Tags

Grad. Years everything Else

Positions

Note


Save

Cancel

For example, in the section with the divider "Tag - Strong Player," it looks like this: it highlights the athlete cards with this tag, leaving the others underneath.

Middle







▼ Strong Player


2025 DS HI 

**10 Little, Penelope**

Beach Blazers 14-1

Beach Blazers


     



2023 MB MD 

**25 Adams, Audrey**

Spike City 15-1

Spike City












2023 MB 4'07" AL 2.1  

**1 Adams, Aurora**

Spiking Aces 15-1







Spiking Aces

2023 S 5'08" IA 2.0   

**99 Adams, Ava**

Iowa Girls U17 Black

2026 OH 5'04" CA

**12 Adams, Natalie**

Spike Nation 14-2

Spike Nation

To delete the filter for the divider click the delete button on the right.

Section Dividers

+1

=

Divider Title \*

Strong Player

+ Filter

Revision #14  
Created 25 December 2023 20:12:39 by Admin  
Updated 10 January 2024 23:05:06 by Corie Murphy