

Creating, Editing, Deleting Tags

To Create, Edit, or Delete a tag, click [Settings > Tags](#)

How to make Primary and Secondary Tags

<https://www.youtube.com/embed/HHnvwgS0AmQ>

How to Edit Tags

<https://www.youtube.com/embed/VTUHqkvtn6w>

How to Delete Tags

<https://www.youtube.com/embed/FIIGhSyHYLw>

Manage Tags

+ Create New Tag

Primary Tags

Secondary Tags


Primary Tags


=	♥	Top Priority	Watch every time, possible offer	⋮
=	♦	Starter	Could start for us now	⋮
=	♠	Top in Class	Might go higher than us	⋮
=	♣	Maybe	Watch development	⋮
=	★	Head Coach	Have head coach make final assessment	⋮

To create a new tag, click the + Create Tag button.

+ Create New Tag

To edit an existing Tag, roll over the tag, or click the options menu to the right of the tag and select "Edit"

 Edit

 Delete

Edit Tag



Type

☐ Secondary Tag ☒ Primary Tag

Preview



Top Priority

16 characters max

Watch every time, possible offer

60 characters max

Color



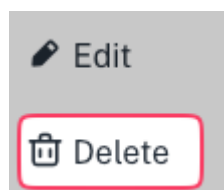
Icon



When editing a tag, you can:

- Make it Primary or Secondary
- Give it a label and a description (Primary tags don't display the label)
- Choose a color
- Choose an icon

To delete an existing Tag, roll over the tag, or click the options menu to the right of the tag and select "Edit", then confirm deletion.



Warning. Deleting a tag is not reversible. It will be removed from every athlete that contains that tag.

Revision #18

Created 25 December 2023 20:56:38 by Admin

Updated 6 January 2024 21:21:07 by Admin